

quicklook 2

Touch it and see!

Ash Technologies Ltd.
 B5, M7 Business Park
 Naas, Ireland.
 Tel: +353-45-882212
 info@ashlowvision.com
 www.ashlowvision.com

Warnings and Notices:

The battery should be fully charged for 3 hours prior to initial use **1**.
To avoid the possibility of electrical damage, please use only the adaptor provided.
Do not immerse in water. Do not disassemble.
At the end of its life, this product should NOT be disposed of with your household waste. It must be separated and recycled as electrical waste.

Text camera

To read text or other flat material, release the text camera by pressing the silver button on the rear **2**. Place the unit flat on the page you wish to read **3**. Writing is simple using the Quicklook; place your pen under the camera and you can see what you write as you go (**3** inset). To power-off, simply rotate the camera back until it locks into place.
To choose the viewing mode that works best for you by pressing the middle button **4**.
Magnification can be adjusted using either the zoom buttons or by touching the screen in the areas shown. The image can be frozen by touchscreen.

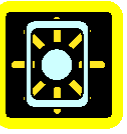





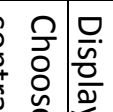
Distance camera

The distance camera should be used when you cannot get close to the object you wish to view. Grip the Quicklook and slide the handle out as shown in figure **5**. The object should be between 5 and 50cms from the unit **6** or the camera will not be able to focus correctly. To initiate autofocus, tap the screen as shown in figure **7**. You can adjust the focus manually by sliding your thumb in the manual-focus area shown in **7** and releasing when best focus is obtained. Zooming, viewing modes and freezing operate in a similar manner to the text camera described above.













The Menu

Many aspects of the Quicklook 2 can be customised. Press the centre button for 3 seconds and a menu will appear **8**. Simply touch the selection you require.

The first menu contains the most commonly used options:

			Adjust the screen backlight level
			Recalls stored images for reviewing. A 3-second press of the centre button allows deletion of images.
			Display the second level menu for additional features
			Choose "ink" and "paper" colours (this choice appears in the high contrast modes only)

The second level of the menu contains the following options:

		Displays a new menu to set the handedness: right, left
		Displays the battery status
		Turns the sounds on or off
		Restore factory settings.
		Turn the illumination on or off.
		Exit the menu

In the unlikely event of this unit not responding to any user input, press the reset button located within the serial label under the text camera.

Specifications

Size:	138mm x 83mm x 25mm (5 1/2" x 3 1/4" x 1")
Weight:	250g (8.8oz)
Power consumption :	15W operating, 35W recharging and operating. Voltage: 100-240V AC, 50/60Hz.
Battery:	Input to Quicklook: 5V dc centre positive 2.5A Custom single cell lithium ion.
Screen:	High brightness 4.3" (109mm) diagonal 16:9 aspect, TFT liquid crystal display.
Magnification:	3X to 24X in 9 steps
Storage Temp: Operating:	-10°C to +40°C. (15°F to 100°F) RH < 95% non-condensing +5°C to +40°C (40°F to 100°F) RH < 85% non-condensing

Some minor screen defects may be present but should not reduce the usability of the product for its intended purpose. As we strive to constantly improve our products, this information is subject to change without notice.

<p>Warranty</p> <p>The Quicklook 2 has been fully tested prior to shipping and should provide reliable service. Ash Technologies warrants the equipment, when purchased new, to be free from defects in material and workmanship and will repair or replace at Ash Technologies' discretion, any equipment that exhibits such defects, provided that the equipment has been operated under the proper conditions of installation. This warranty is extended by Ash Technologies only to a party purchasing directly from an authorised seller or reseller of Ash Technologies' products.</p> <p>This warranty does not cover: (a) damage from misuse, use outside the normal or customary manner, accident or neglect; (b) damage caused by spills of food or drinks; (c) damage caused by tampering, modification or repairs attempted by persons not authorized by Ash Technologies.</p> <p>The battery is warranted for a period of one year. Cracks, scratches or similar damage to the display are specifically excluded from warranty.</p> <p>In no event shall Ash Technologies, or its agents, be liable for special, indirect, incidental or consequential damages; the original user's remedies being limited to repair or replacement.</p> <p>Ash Technologies makes no other or further warranty, express or implied, including and warranty of fitness for a specific purpose or warranty of merchantability.</p> <p>This warranty is valid for a period of TWO YEARS effective from the date of delivery. In the event that technical support or repair is required, please contact your supplier first.</p>	<p>Declaration of Conformity</p> <p>We, Ash Technologies Ltd., declare under our sole responsibility that this product, Quicklook 2, of the brand Ash Technologies to which this declaration relates, is in conformity with the following standards or other normative documents:</p> <p>EN60601-1-2:2007 EN 61000-3-2:2006 EN 61000-3-3:2008 Equipment class: Residential</p> <p>following the provisions of EMC directive 2004/108/EC.</p> <p>Alan Johnston Engineering Director Ash Technologies Ltd, Naas, Ireland. December 2009</p>
---	--

Ash Technologies Limited, Phone: +353-45-882212
Naas, Co. Kildare, Fax: +353-45-882214
B5, M7 Business Park, info@ashlowvision.com
Ireland. www.ashlowvision.com



Revision 2.00 En